

Plug In Easy CookingPRO Flat Induction 1 Phase, double zone

ITEM # _____

MODEL # _____

NAME # _____

SIS # _____

AIA # _____



600891 (Z1HAEEOMCS)

 Plug-in Induction Double Zone
Cook Top

Short Form Specification

Item No.

Plug-in 1 Phase table top induction double zone cooktop. Constructed with 4 sides unique frame in AISI 304 2 mm thick and sealed heavy duty glass-ceramic cooking surface, 4 mm in thickness. Easy CookingPRO Bridge to combine the two separate cooking zones, creating a single large surface (max size 350 mm x 450 mm). Glass touch display on top for maximum visibility with power settings and timer. 2-color user interface (white and red) for better readability. Lock function stops your settings to be accidentally modified during working. Hot surface warning to prevent injuries. Automatic pan recognition and rapid heat transfer directly to the pan. Suitable for pots and pans with diameter from 120 mm to 240 mm. 4 feet, cord and plug included. IPx4 water protection. Designed for Easy CookingPRO Match function for automatic regulation of the Easy CookingPRO Counter fan speed according to cooking intensity.

Main Features

- Plug in unit designed for table top installations.
- 2-color user interface (white and red) for better readability.
- Automatic pan detection to transfer power only when pan is present.
- Glass touch display on top for maximum visibility.
- Power level settings from 1 to 10.
- Timer function can be used to adjust the duration of the cooking zone, which then switches off automatically.
- 2 independently controlled cooking zone.
- Easy CookingPRO Bridge allows to combine the two separate cooking zones to create a single large surface suitable for rectangular pan of max dimensions of 350x450mm.
- Suitable for pots and pans with diameter from 120 mm to 240 mm for each cooking zone.
- Maximum usable power: 3.5 kW. The user interface shows the power level selectable on each cooking zone according to the power used.
- Self-diagnostics: an error code is displayed (Exxx) in case of dysfunction.
- Designed for Easy CookingPRO Match function for automatic regulation of the Easy CookingPRO Counter fan speed according to cooking intensity.

Construction

- 4 sides unique frame in AISI 304 2 mm thick.
- Sealed heavy duty glass-ceramic cooking surface, 4 mm in thickness.
- Induction air filters easy to clean and remove for monthly cleaning.
- 4 feet, cord and plug included.
- IPx4 water protection.

Sustainability

- Rapid heat transfer directly to the pan, no heat is dispersed into the environment.
- This model is compliant with Swiss Energy Efficiency Ordinance (730.02).

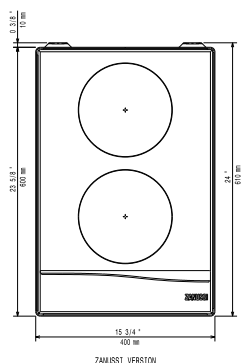
Optional Accessories

- Stainless steel universal frying pan with stainless steel handle (diam. 200 mm) suitable for induction and all other heating sources PNC 653596 ☐
- Universal frying pan with stainless steel handle (diam. 240 mm) suitable for induction and all other heating sources PNC 653597 ☐
- Universal frying pan with ribbed plate suitable for induction cookers PNC 653618 ☐

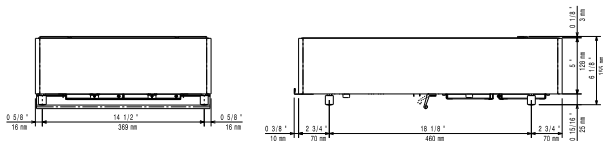
APPROVAL: _____

Plug In Easy CookingPRO Flat Induction 1 Phase, double zone

Top



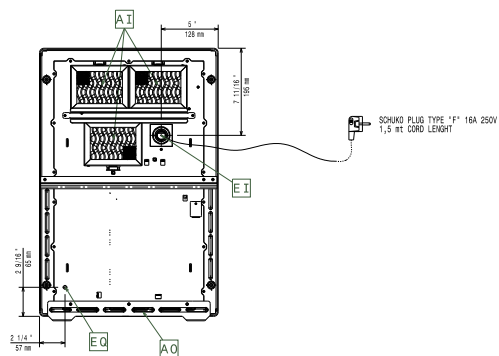
Side



EI = Electrical inlet (power)

EO = Electrical Outlet

Other



Electric

Supply voltage:	220-240 V/1N ph/50-60 Hz
Front Plate Watts:	3.5 kW
Back Plate Watts:	3.5 kW
Plug type:	CE-SCHUKO
Minimum Circuit Ampacity (MCA):	16A

Key Information:

External dimensions, Width:	400 mm
External dimensions, Depth:	600 mm
External dimensions, Height:	152 mm
Net weight:	19.5 kg

Plug In
 Easy CookingPRO Flat Induction 1 Phase, double zone

The company reserves the right to make modifications to the products without prior notice. All information correct at time of printing.

2025.11.29